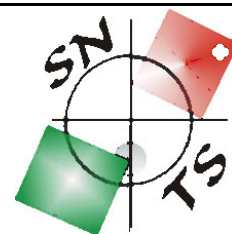


MATCH ROMAND 10M



VS

GE

VD

JU

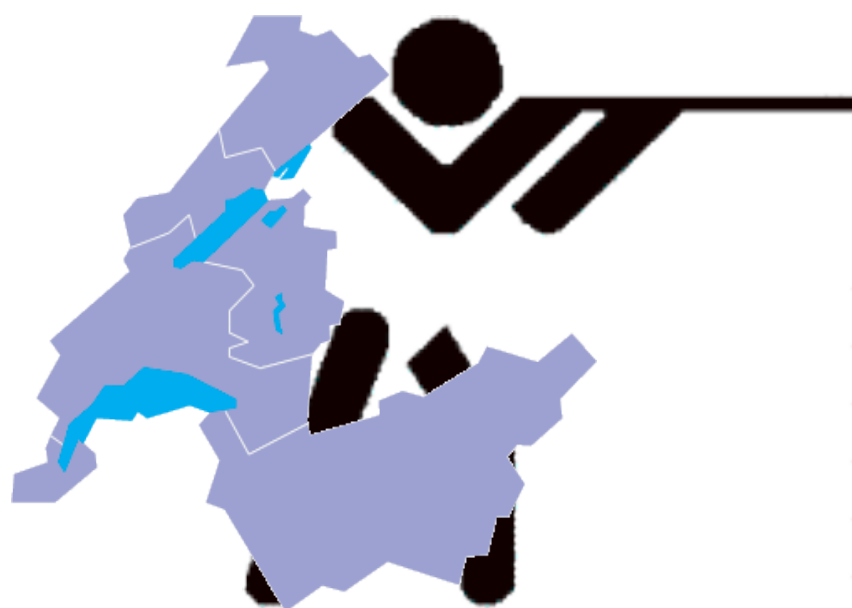
NE

JB

FR

- 2023 -

42^{EME} - FAC



RESULTATS

C10M

MONTMOLLIN - BOUDRY

28.01.23

ORGANISATION

SNTS



MATCH ROMAND C10M

BOUDRY - MONTMOLLIN / 28.01.23

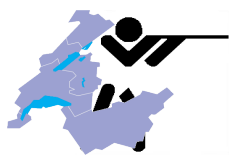


TEAM

CAT. ELITE (GENERAL)

Rg	Nom	Cat	1	2	3	4	5	6	Total	Rem.
1.	VAUD - 1								1'848.3	
	STEINER Alicia	EI	104.2	102.4	102.9	103.7	103.7	102.5	619.4	
	BAILLY-SALLINS Mélody	EI	101.4	101.5	103.2	104.9	101.9	103.1	616.0	
	SOLOMON Luna	EI	101.9	102.8	104.4	100.0	100.7	103.1	612.9	
2.	FRIBOURG - 1								1'825.5	
	GABRIEL David	EI	102.0	101.3	100.5	103.2	102.2	102.4	611.6	
	MAAG Simon	EI	97.5	101.2	101.1	103.0	103.1	103.1	609.0	
	TERCIER Malorie	EI	102.6	99.2	101.1	100.2	100.2	101.6	604.9	
3.	NEUCHATEL - 1								1'820.0	
	CHENIKOVA Katia	U15	103.8	102.0	103.7	102.7	103.7	102.7	618.6	
	TROUBLIO Emil	Sen	102.0	98.7	102.6	98.9	100.2	102.1	604.5	
	DELABAYS Louis	EI	98.6	100.2	98.8	99.4	100.0	99.9	596.9	
4.	VALAIS - 1								1'808.1	
	MARTINAL Mickäel	EI	99.7	100.8	98.7	102.1	100.6	103.9	605.8	
	GÜNTERT Marc	EI	100.9	101.2	99.0	101.5	100.0	100.2	602.8	
	LOVEY Johnny	EI	97.6	99.1	102.0	99.5	100.6	100.7	599.5	
5.	JURA - 1								1'795.5	
	FRUND Robin	EI	102.2	102.8	102.7	101.1	102.3	100.8	611.9	
	BARRETTA Maéva	U17	94.8	102.1	99.3	99.1	100.4	96.3	592.0	
	DAGUET Clément	EI	98.3	97.4	98.5	96.0	103.7	97.7	591.6	
6.	VAUD - 2								1'791.6	
	YOVARI Mahdi	EI	99.2	102.2	100.5	98.9	99.0	101.5	601.3	
	BRON Deborah	EI	100.5	98.7	101.4	98.4	96.6	103.4	599.0	
	RIME Guillaume	EI	98.7	97.4	99.3	97.4	96.1	102.4	591.3	

Rg	Nom	Cat	1	2	3	4	5	6	Total	Rem.
7.	NEUCHATEL - 2								1'779.0	
	PERROUD Camille	EI	99.1	103.0	99.1	98.5	99.7	99.4	598.8	
	HÄUSERMANN Marc	EI	99.5	99.6	99.7	99.3	99.0	99.4	596.5	
	MAST Patrick	EI	96.8	98.3	96.1	95.7	98.0	98.8	583.7	
8.	VALAIS - 2								1'769.9	
	RIGHINI Cyrielle	EI	100.2	99.9	101.8	98.1	94.3	100.7	595.0	
	BRUNNER Cyril	EI	96.6	98.8	97.8	100.1	99.9	99.6	592.8	
	DAYER Diane	EI	94.6	93.9	97.5	96.4	98.5	101.2	582.1	
9.	FRIBOURG - 2								1'765.1	
	KOLLY Patricia	Sen	100.2	99.0	100.4	98.1	100.0	96.9	594.6	
	DEVAUD André	SenVet	93.7	94.6	97.2	100.9	99.9	100.0	586.3	
	SCHWEIZER Dominique	Sen	94.1	96.6	96.7	98.5	103.1	95.2	584.2	
10.	JURA - 2								1'752.4	
	MERCIER Bastien	EI	97.9	95.5	99.6	99.4	98.1	100.1	590.6	
	VON KÄNEL Jean-Pierre	Vet	98.1	98.9	96.3	94.8	101.1	95.0	584.2	
	GOGNIAT Roland	Vet	101.3	94.6	97.6	95.9	95.4	92.8	577.6	
11.	JURA BERNOIS								1'688.1	
	CARREL Romain	EI	97.2	97.3	99.9	100.5	100.7	93.9	589.5	
	ENGELMANN Sébastien	EI	89.4	95.4	92.8	93.3	92.1	97.3	560.3	
	CARREL Jean-François	Sen	88.8	88.7	89.8	88.2	92.0	90.8	538.3	



MATCH ROMAND C10M

BOUDRY - MONTMOLLIN / 28.01.23



INDIVIDUEL

CAT. ELITE (GENERAL)

Rg	Nom	Cat	Ct	1	2	3	4	5	6	Total	Rem.
1.	STEINER Alicia	El	VD	104.2	102.4	102.9	103.7	103.7	102.5	619.4	
2.	CHENIKOVA Katia	U15	NE	103.8	102.0	103.7	102.7	103.7	102.7	618.6	
3.	BAILLY-SALLINS Mélody	El	VD	101.4	101.5	103.2	104.9	101.9	103.1	616.0	
4.	SOLOMON Luna	El	VD	101.9	102.8	104.4	100.0	100.7	103.1	612.9	
5.	FRUND Robin	El	JU	102.2	102.8	102.7	101.1	102.3	100.8	611.9	
6.	GABRIEL David	El	FR	102.0	101.3	100.5	103.2	102.2	102.4	611.6	
7.	UNGARELLI Sabrina	El	GE	101.5	102.0	103.6	98.5	101.2	104.2	611.0	
8.	MAAG Simon	El	FR	97.5	101.2	101.1	103.0	103.1	103.1	609.0	
9.	MARTINAL Mickäel	El	VS	99.7	100.8	98.7	102.1	100.6	103.9	605.8	
10.	TERCIER Malorie	El	FR	102.6	99.2	101.1	100.2	100.2	101.6	604.9	
11.	TROUBLIO Emil	Sen	NE	102.0	98.7	102.6	98.9	100.2	102.1	604.5	
12.	GÜNTERT Marc	El	VS	100.9	101.2	99.0	101.5	100.0	100.2	602.8	
13.	YOVARI Mahdi	El	VD	99.2	102.2	100.5	98.9	99.0	101.5	601.3	
14.	LOVEY Johnny	El	VS	97.6	99.1	102.0	99.5	100.6	100.7	599.5	
15.	HAURI Melody	El	GE	101.3	100.7	98.1	101.4	100.6	97.1	599.2	
16.	BRON Deborah	El	VD	100.5	98.7	101.4	98.4	96.6	103.4	599.0	
17.	PERROUD Camille	El	NE	99.1	103.0	99.1	98.5	99.7	99.4	598.8	
18.	DELABAYS Louis	El	NE	98.6	100.2	98.8	99.4	100.0	99.9	596.9	
19.	HÄUSERMANN Marc	El	NE	99.5	99.6	99.7	99.3	99.0	99.4	596.5	
20.	RIGHINI Cyrielle	El	VS	100.2	99.9	101.8	98.1	94.3	100.7	595.0	
21.	KOLLY Patricia	Sen	FR	100.2	99.0	100.4	98.1	100.0	96.9	594.6	
22.	BRUNNER Cyril	El	VS	96.6	98.8	97.8	100.1	99.9	99.6	592.8	
23.	ZUFFEREY Christian	Sen	VD	95.9	96.3	102.0	101.4	95.9	100.6	592.1	
24.	BARRETTA Maéva	U17	JU	94.8	102.1	99.3	99.1	100.4	96.3	592.0	
25.	DAGUET Clément	El	JU	98.3	97.4	98.5	96.0	103.7	97.7	591.6	
26.	RIME Guillaume	El	VD	98.7	97.4	99.3	97.4	96.1	102.4	591.3	
27.	MERCIER Bastien	El	JU	97.9	95.5	99.6	99.4	98.1	100.1	590.6	
28.	CARREL Romain	El	JB	97.2	97.3	99.9	100.5	100.7	93.9	589.5	
29.	DEVAUD André	SenVt	FR	93.7	94.6	97.2	100.9	99.9	100.0	586.3	
30.	SCHWEIZER Dominique	Sen	FR	94.1	96.6	96.7	98.5	103.1	95.2	584.2	
31.	VON KÄNEL Jean-Pierre	Vet	JU	98.1	98.9	96.3	94.8	101.1	95.0	584.2	

Rg	Nom	Cat	Ct	1	2	3	4	5	6	Total	Rem.
32.	MAST Patrick	El	NE	96.8	98.3	96.1	95.7	98.0	98.8	583.7	
33.	DAYER Diane	El	VS	94.6	93.9	97.5	96.4	98.5	101.2	582.1	
34.	ERARD Arnoud	El	NE	97.4	96.2	98.9	96.0	94.4	97.9	580.8	
35.	GOGNIAT Roland	Vet	JU	101.3	94.6	97.6	95.9	95.4	92.8	577.6	
36.	ENGELMANN Sébastien	El	JB	89.4	95.4	92.8	93.3	92.1	97.3	560.3	
37.	CARREL Jean-François	Sen	JB	88.8	88.7	89.8	88.2	92.0	90.8	538.3	



MATCH ROMAND C10M

SUISSE-ROMANDE / HIVER 22-23



TEAM

CAT. JUNIORS

Rg	Nom	Cat	1	2	3	4	5	6	Total	Rem.
1.	FRIBOURG - 1								1'821.0	
	STURNY Lea	U19	100.2	103.4	101.6	101.8	102.1	99.7	608.8	
	STURNY Tina	U21	102.0	102.4	101.8	100.8	100.5	99.5	607.0	
	BAERISWY Yanik	U21	99.6	100.6	102.6	100.5	100.1	101.8	605.2	
2.	FRIBOURG - 2								1'789.1	
	THÜRLER Valentine	U19	100.0	102.6	100.6	102.5	99.0	102.3	607.0	
	DELESSERT Aurore	U21	97.1	98.4	99.9	99.6	101.2	100.1	596.3	
	THÜRLER Natacha	U21	99.6	98.7	95.3	96.4	97.8	98.0	585.8	
3.	FRIBOURG - 3								1'777.2	
	ZBINDEN Enya	U19	98.0	102.5	98.9	103.6	97.3	100.4	600.7	
	CHAPERON Noémie	U21	101.5	97.8	100.2	98.5	99.8	98.7	596.5	
	AEBISCHER Irina	U17	94.1	96.1	96.9	97.9	98.0	97.0	580.0	
4.	VALAIS - 1								1'768.3	
	SAILLEN Dorian	U17	97.1	102.1	100.3	100.1	103.2	99.4	602.2	
	WEISSBRODT Isabel	U17	94.1	96.3	99.3	96.4	99.4	99.7	585.2	
	KOLLOEFFEL Gwendolyn	U19	96.0	98.5	97.5	95.0	95.3	98.6	580.9	
5.	VAUD								1'762.6	
	PLANCHE Quentin	U19	97.5	100.1	99.4	99.5	102.2	100.3	599.0	
	DE GOUMOENS Maude	U19	97.8	96.9	99.6	101.8	98.7	100.4	595.2	
	PLAWCZYK Marie	U17	93.0	97.9	95.3	92.6	94.7	94.9	568.4	
6.	VALAIS - 2								1'753.3	
	KALBERMATTEN Julia	U19	97.7	98.1	99.2	97.2	97.6	100.5	590.3	
	SCHERS Coralie	U17	94.5	96.8	97.0	98.4	100.6	98.8	586.1	
	KALBERMATTEN Quirin	U17	97.9	94.6	98.6	98.9	95.6	91.3	576.9	
7.	FRIBOURG - 4								1'739.4	
	GERRY Pierre	U21	98.9	98.0	98.1	94.2	97.2	94.5	580.9	
	JENNA Nicolas	U17	94.8	99.9	93.6	97.3	97.1	96.6	579.3	
	AEBISCHER Matéo	U21	93.6	98.6	95.6	92.7	97.8	100.9	579.2	

TEAM

CAT. JUNIORS

Rg	Nom	Cat	1	2	3	4	5	6	Total	Rem.
8.	GENEVE								1'702.4	
	CROTTET Bartholomé	U21	98.6	96.9	96.5	99.6	97.0	95.0	583.6	
	MARTIN Antoine	U17	93.9	95.9	92.4	89.4	93.2	95.9	560.7	
	BAUGNIES Ange	U19	90.8	91.1	95.0	95.8	93.1	92.3	558.1	
9.	NEUCHATEL								1'627.2	
	HUGON Nour	U17	97.4	94.4	98.7	98.0	99.6	95.2	583.3	
	PERROUD Léane	U19	94.3	95.6	93.2	96.2	95.4	94.1	568.8	
	PERROUD Dany	U17	83.6	93.4	70.4	78.5	77.8	71.4	475.1	
10.	JURA								1'593.6	
	LAVILLE Flavien	U21	92.2	96.7	92.9	87.2	96.4	93.4	558.8	
	GODIN Leonhart	U17	91.1	87.1	84.6	87.0	88.0	83.9	521.7	
	KUNZ Rohan	U19	86.3	86.5	86.3	86.0	84.7	83.3	513.1	



MATCH ROMAND C10M

SUISSE-ROMANDE / HIVER 22-23



INDIVIDUEL

CAT. JUNIORS

Rg	Nom	Cat	Ct	1	2	3	4	5	6	Total	Rem.
1.	STURNY Lea	U19	FR	100.2	103.4	101.6	101.8	102.1	99.7	608.8	
2.	THÜRLER Valentine	U19	FR	100.0	102.6	100.6	102.5	99.0	102.3	607.0	
3.	STURNY Tina	U21	FR	102.0	102.4	101.8	100.8	100.5	99.5	607.0	
4.	BAERISWY Yanik	U21	FR	99.6	100.6	102.6	100.5	100.1	101.8	605.2	
5.	SAILLEN Dorian	U17	VS	97.1	102.1	100.3	100.1	103.2	99.4	602.2	
6.	ZBINDEN Enya	U19	FR	98.0	102.5	98.9	103.6	97.3	100.4	600.7	
7.	PLANCHE Quentin	U19	VD	97.5	100.1	99.4	99.5	102.2	100.3	599.0	
8.	CHAPERON Noémie	U21	FR	101.5	97.8	100.2	98.5	99.8	98.7	596.5	
9.	DELESSERT Aurore	U21	FR	97.1	98.4	99.9	99.6	101.2	100.1	596.3	
10.	DE GOUMOENS Maude	U19	VD	97.8	96.9	99.6	101.8	98.7	100.4	595.2	
11.	KALBERMATTEN Julia	U19	VS	97.7	98.1	99.2	97.2	97.6	100.5	590.3	
12.	SCHERS Coralie	U17	VS	94.5	96.8	97.0	98.4	100.6	98.8	586.1	
13.	THÜRLER Natacha	U21	FR	99.6	98.7	95.3	96.4	97.8	98.0	585.8	
14.	WEISSBRODT Isabel	U17	VS	94.1	96.3	99.3	96.4	99.4	99.7	585.2	
15.	CROTTET Bartholomé	U21	GE	98.6	96.9	96.5	99.6	97.0	95.0	583.6	
16.	HUGON Nour	U17	NE	97.4	94.4	98.7	98.0	99.6	95.2	583.3	
17.	KOLLOEFFEL Gwendolyn	U19	VS	96.0	98.5	97.5	95.0	95.3	98.6	580.9	
18.	GERRY Pierre	U21	FR	98.9	98.0	98.1	94.2	97.2	94.5	580.9	
19.	AEBISCHER Irina	U17	FR	94.1	96.1	96.9	97.9	98.0	97.0	580.0	
20.	JENNA Nicolas	U17	FR	94.8	99.9	93.6	97.3	97.1	96.6	579.3	
21.	AEBISCHER Matéo	U21	FR	93.6	98.6	95.6	92.7	97.8	100.9	579.2	
22.	KALBERMATTEN Quirin	U17	VS	97.9	94.6	98.6	98.9	95.6	91.3	576.9	
23.	PERROUD Léane	U19	NE	94.3	95.6	93.2	96.2	95.4	94.1	568.8	
24.	PLAWCZYK Marie	U17	VD	93.0	97.9	95.3	92.6	94.7	94.9	568.4	
25.	SAILLEN Mélyne	U15	VS	96.7	97.1	87.6	96.8	93.0	96.6	567.8	
26.	MARTIN Antoine	U17	GE	93.9	95.9	92.4	89.4	93.2	95.9	560.7	
27.	LAVILLE Flavien	U21	JU	92.2	96.7	92.9	87.2	96.4	93.4	558.8	
28.	BAUGNIES Ange	U19	GE	90.8	91.1	95.0	95.8	93.1	92.3	558.1	
29.	GODIN Leonhart	U17	JU	91.1	87.1	84.6	87.0	88.0	83.9	521.7	
30.	KUNZ Rohan	U19	JU	86.3	86.5	86.3	86.0	84.7	83.3	513.1	
31.	PERROUD Dany	U17	NE	83.6	93.4	70.4	78.5	77.8	71.4	475.1	